





| <b><u>DMX512 Traits</u></b> |              |           |
|-----------------------------|--------------|-----------|
| DMX-Value                   | Channel 1    | Channel 2 |
|                             | Strobe Speed | Dimmer    |
| 240~255                     | Speed 15     | Dimmer 15 |
| 224~239                     | Speed 14     | Dimmer 14 |
| 208~223                     | Speed 13     | Dimmer 13 |
| 192~207                     | Speed 12     | Dimmer 12 |
| 176~191                     | Speed 11     | Dimmer 11 |
| 160~175                     | Speed 10     | Dimmer 10 |
| 144~159                     | Speed 9      | Dimmer 9  |
| 128~143                     | Speed 8      | Dimmer 8  |
| 112~127                     | Speed 7      | Dimmer 7  |
| 96~111                      | Speed 6      | Dimmer 6  |
| 80~95                       | Speed 5      | Dimmer 5  |
| 64~79                       | Speed 4      | Dimmer 4  |
| 48~63                       | Speed 3      | Dimmer 3  |
| 32~47                       | Speed 2      | Dimmer 2  |
| 16~31                       | Speed 1      | Dimmer 1  |
| 0~15                        | STOP         | BLACKOUT  |

## MASTER/SLAVE MODE

By linking the units in master/slave connection, the first unit will control the other units to give an automatic light show. You will know which unit is the master because its DMX input jack will have nothing plugged into it. The other units (slaves) will have DMX cables plugged into the DMX input jacks (daisy chain).

You can set the units in below two ways:

- Synchronized show:** set the first (Master) unit's dipswitches 1 and 10 to ON, now you can adjust the dimmer and strobe speed, and all the other (slave) units will follow the Master unit.
- 4-units Lightshow:** set the dipswitch as the diagram, the first (master) unit will run the built-in programmer and control the other (slave) units separately like a 4 channel chaser.

| Unit    | Dip switches setting   |
|---------|--|
| Master  |  |
| Slave 1 |  |
| Slave 2 |  |
| Slave 3 |  |

## Chase pattern in the 4-units lightshow mode:

|           |   |
|-----------|---|
| Pattern 1 | Units 1,2,3,4 all Full on   |
| Pattern 2 | Chase unit 1->2->3->4 — 4->3->2->1  |
| Pattern 3 | Chase unit 1->2->3->4-4->3->2->1  |
| Pattern 4 | Chase Units1&2->3&4 — 2&3->1&4  |
| Pattern 5 | Chase 1-1&2-1&2&3-ALL-1&2&3-1&2-1-stop — 4-4&3-4&3&2-ALL-4&3&2-4&3-4-stop |
| Pattern 6 | Chase 1->2->1->2->3->4->3->4—4->1->4->1->3->2->3->2                       |